

Prospector Annual Report 2014

George Machovec
Executive Director

Colorado Alliance of Research Libraries
george@coalliance.org

Rose Nelson
Assistant Director

Colorado Alliance of Research Libraries
rose@coalliance.org

Introduction

The Prospector union catalog has entered its fifteenth year of operation and continues as a key service for supporting over forty libraries in the Rocky Mountain region in order to share print, audio, media and electronic resources. The system offers fast patron-initiated borrowing which uses the existing courier system managed by the Colorado Library Consortium (CLiC). In addition to its role as a system for borrowing physical items, the system also acts as a portal to millions of electronic resources including ebooks, ejournals, government reports, and other materials.

As the premier resource sharing system in the region, Prospector now is a portal to over 13 million unique titles representing over 33 million items. Approximately one third of the unique content in Prospector is for electronic resources (e.g. ebooks, ejournals, audio). In most cases users must have a library card to access the e-resources from their local library although several packages do allow resource sharing (e.g. Springer ebooks). Even with the growing body of e-resources within Prospector the system fulfilled almost 600,000 requests for books, DVDs and CDs during the last twelve months.

During the last year the Prospector service has added Loveland Public Library as well as a new peer-to-peer relationship with the MOBIUS union catalog in Missouri. This latter initiative allows Prospector users to have access to 75 additional libraries in the MOBIUS system for patron-initiated borrowing using a local library card. In addition, the Colorado Alliance is working on a new content comparison system which will allow libraries to compare what they own.

Peer to Peer connection with MOBIUS

On August 6th, we successfully launched Innovative's Peer-to-Peer software with MOBIUS, a non-profit 501c3 consortium in Missouri, which has 70 members including 61 academic libraries, 4 public libraries-including the Tulsa library system, 2 special libraries, the Missouri State Library, and 2 Associate Members. MOBIUS serves over 1.5 million people from the higher education community and the state of Missouri, a very similar metric to Prospector. A courier service delivers library materials to member libraries once per day, 5 days per week.

Last spring and summer Alliance staff had weekly calls with Innovative, Mobius and CLiC in preparation for the launch. This involved adding corresponding patron types and item types to each local system as well as both INN-Reach catalogs. Loan rule and patron block settings also had to be updated for each system. The software settings involved a lot of coordination among multiple partners, but this part of the process went surprisingly smoothly. There have been few if any hiccups borrowing and lending items between the two systems.

Denver Public Library and Marmot libraries were not in the initial project launch mainly due to technical reasons. Once ILL integrates Polaris-DPL's local system-into INN-Reach, they will be able to participate in Peer-to-Peer. Innovative is working with Marmot to reconfigure their patron and item types for Mobius. Once this work is completed, likely the first or second quarter of 2015, Marmot libraries will join the project.

To date there hasn't been a lot of borrowing and lending between the two systems. This is likely because the peer INN-Reach system is a last resort option; local libraries have not placed the INN-Reach button for the corresponding system in their local catalog. It makes sense for patrons to first search their local INN-Reach system before checking the peer INN-Reach system. Also, libraries haven't heavily advertised the peer-to-peer connection to patrons as we are still ironing out some of the wrinkles with the project. Following is a chart of the top lenders/borrowers of Mobius.

Prospector -Mobius Transactions from Aug-Nov 2014

Library	Total L/B in Prospector	Lends-Mobius	Borrows-Mobius	Total L/B Mobius	% of overall L/B attributed to Mobius
Arapahoe Library District	18,032	167	165	332	1.8%
Auraria Library	2,572	31	44	75	2.9%
Aurora Public Library	8,341	68	44	112	1.3%
Boulder Public Library	5,470	55	114	169	3.1%
CO State Publications	55	1	14	15	27.3%
CO State University	6,075	94		94	1.5%
CSU-Pueblo	918	4	17	21	2.3%
CU-Boulder	17,000	244	36	280	1.6%
CU-Law Library	485	3	3	6	1.2%

Colorado College	1,587	19	20	39	2.5%
Fort Lewis College	634	10	1	11	1.7%
Jefferson County PL	17,259	205	244	449	2.6%
Longmont PL	3,974	54	38	92	2.3%
Louisville PL	2,278	10	62	72	3.2%
Loveland PL	3,937	49	45	94	2.4%
Maimie Dowd Library	4,016	37	14	51	1.3%
Poudre River Library	16,053	136	150	286	1.8%
Regis University	1,182	15	5	20	1.7%
UC-Health Sciences	834	12	11	23	2.8%
UCCS	2,683	38	53	91	3.4%
UNC	2,823	42	31	73	2.6%
Univ. of Denver	4,206	47	174	221	5.3%
Univ. of Wyoming	12,165	194	21	215	1.8%
TOTAL	132,579	1,535	1,306	2,841	2.1%

One of the more challenging aspects of this project has been policy issues. Initially the Alliance and MOBIUS agreed to accept one another's policies since they are very similar. Several years ago, Alliance libraries agreed to forgo exchanging money for lost items; the rate of loss is very low and not worth the staff time that goes into the invoicing process. Alternatively, once a year, each library makes the best effort to find lost items from other Prospector libraries, but don't formally exchange money if items aren't found. MOBIUS charges up to \$120 for a lost item. Because of the stark difference in policy, the Alliance and MOBIUS have agreed to a moratorium on billing for lost MOBIUS items this year. It's likely the number will be very low; both parties agreed that it's best to see how many items are actually lost before deciding if charging fees even makes sense.

Another challenge has been in packaging and delivery. In principle both systems have agreed to accept one another's packaging and labeling, but in the real world where libraries have volumes of holds to process a day and multiple staff to train, it's difficult to introduce new procedures for handling materials and ensure that everyone is trained on it and has time to do it. Both systems have had some issues with mislabeled items, items delivered to the wrong location and delay in delivery. We are working very hard with CLiC, MOBIUS and the 3 courier companies involved in the project to iron out these issues. CLiC has been a wonderful partner in the project by arranging the courier connections and lending expertise on the delivery process. They have also been instrumental in providing customized courier labels for MOBIUS libraries.

Any time you introduce a new project with several libraries that have different policies and procedures, there are bound to be hurdles, particularly in the beginning. This project is no different. However, things have improved since the initial launch. Library staff report that items from Missouri are arriving more timely than in the beginning of the project. We

are also including key information on courier labels so that there are fewer misrouted items to Missouri. Overall it has been a successful project thanks to all the cooperation and handwork of local libraries in both states, consortial staff, Innovative and CLIC. It is still too early to tell how this project will impact resource sharing through Prospector; however we will continue to monitor and improve processes and will have more to report at the next annual Prospector Director's Meeting in 2015.

Prospector Welcomes Loveland Public Library

Content Comparison System

The Alliance is developing a new content comparison system for Prospector which will allow libraries to compare their holdings with each other. The impetus for this development was part of a broader Shared Print Management Program being developed by the Colorado Alliance of Research Libraries in which some libraries will make commitments to each other regarding the long term retention of print resources. These commitments will allow other libraries in the region to either weed materials or put lesser used printed materials in storage. However, the content comparison system will also have many other uses.

The new comparison system can ingest not only Prospector content but other sets of MARC records at any time for additional points of comparison. This can even include vendor supplied MARC records from commercial databases (e.g. ebrary, EBL, EBSCO) or special sets from libraries working on special projects (e.g. a provisional list of records for storage or weeding). Although there are some commercial solutions for doing such comparisons (e.g. OCLC Collection Evaluation or Intota Assessment), these other tools are very expensive to license and will not include a great deal of content from libraries in the region.

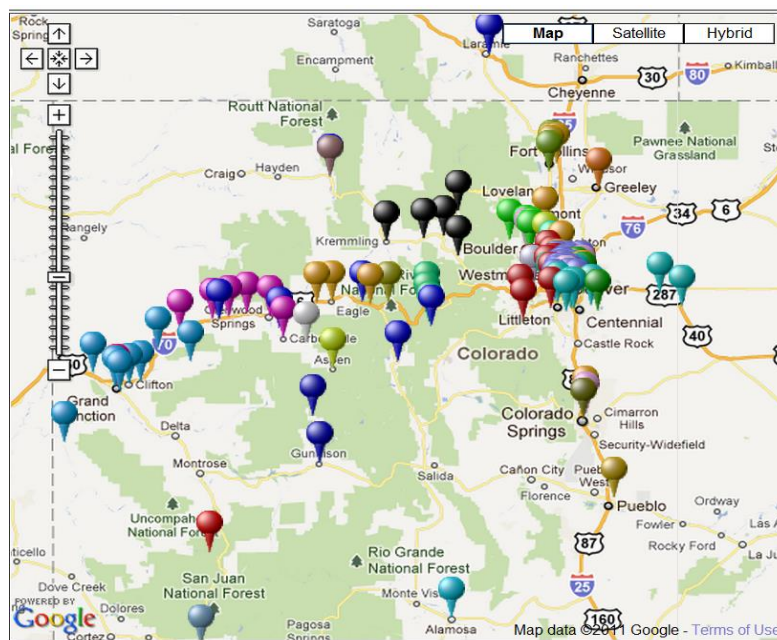
One of the special challenges in building the system was to create a record matching algorithm using elements from the MARC record without depending on OCLC numbers, ISBNs or ISSNs which do not exist in many records. The system will compare millions of records in real-time and offer both visualization and export tools. In addition, facets will be provided if comparisons need to be narrowed by selected fields in the MARC record such as date, call number or other key elements. The system is being built with open source software such as Blacklight, SOLR and software from Google. It has been designed to be scalable to whatever level is needed.

Metadata will be batch exported on a regular basis from the Prospector system to populate the tool without local libraries having to do anything unless they want to contribute some special data-set for comparison. The new software will be released in phases in 2015 and all Prospector libraries will have access to this valuable tool.

Who is participating in Prospector?

Prospector has 44 academic, public and special libraries with over 100 pick-up locations (branches). It is the most widely used union catalog in the state representing virtually all of the major academic libraries (excluding community colleges and for-profits) and many public libraries.

Prospector Map Showing Geographic Distribution of Libraries



Prospector Libraries

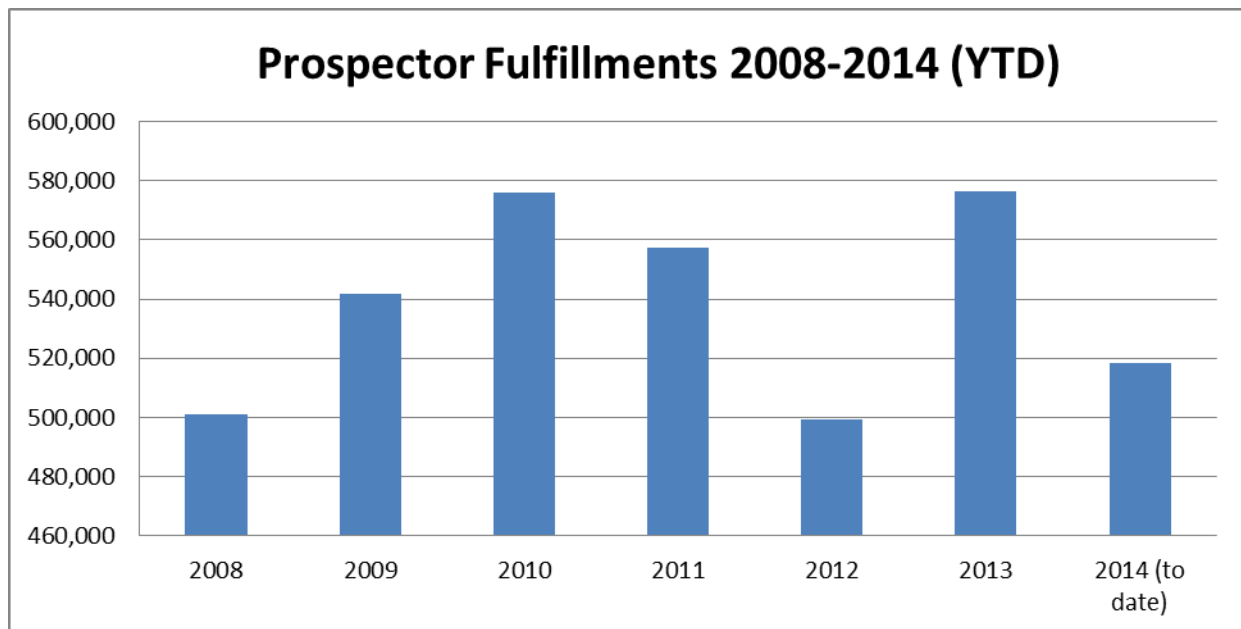
Adams State College (Marmot)	Garfield County Public Library District (Marmot)
Arapahoe Library District	Grand County Library District (Marmot)
Auraria Library	Gunnison County Public Libraries (Marmot)
Aurora Public Library	Jefferson County Public Library
Basalt Regional Library District (Marmot)	Longmont Public Library
Broomfield Public Library	Louisville Public Library
Boulder Public Library	Loveland Public Library
Bud Werner Memorial Library (Marmot)	Mesa County Libraries (Marmot)
Center for Research Libraries (lending only)	Pitkin County Library (Marmot)
Colorado Christian University (Marmot)	Poudre River Public Library District
Colorado College	Regis University
Colorado Mesa University (Marmot)	Salida Regional Library (Marmot)
Colorado Mountain College (Marmot)	Summit County Library (Marmot)

Colorado School of Mines** Colorado State Publications Colorado State University Colorado State University-Pueblo Denver Public Library Eagle Valley Library District (Marmot) Fort Lewis College	Town of Vail Public Library (Marmot) University of Colorado at Boulder University of Colorado - Colorado Springs University of Colorado - Health Sciences Center University of Colorado - Law Library University of Denver University of Denver Law Library University of Northern Colorado University of Wyoming Western State University (Marmot) Wilkinson Public Library (Marmot)
---	---

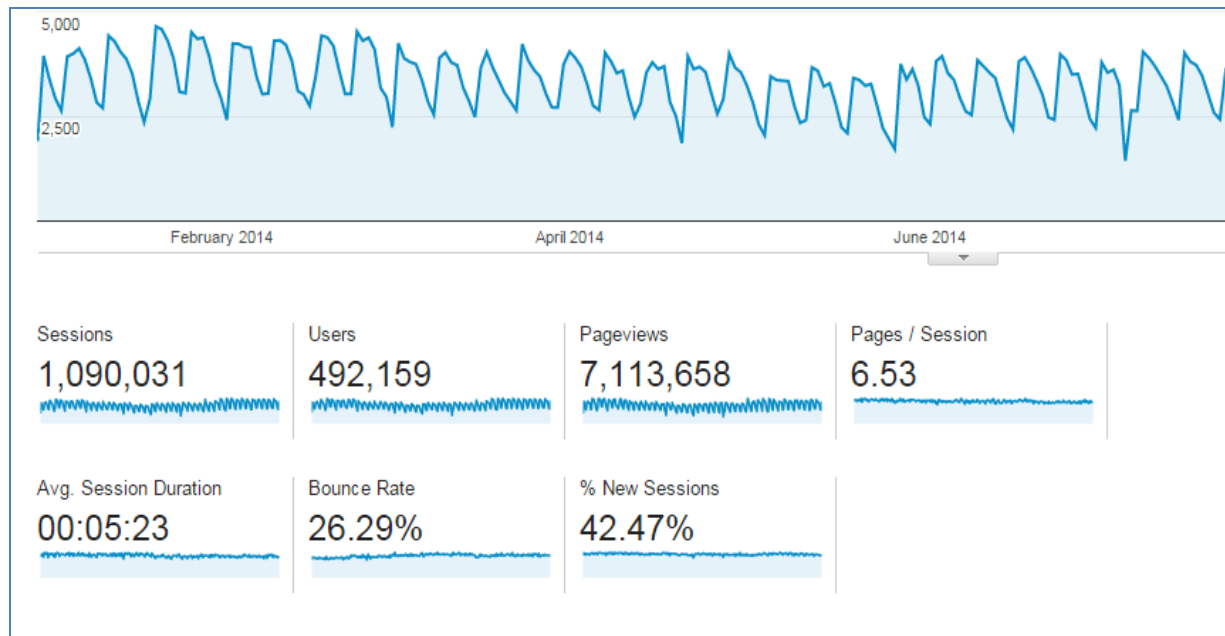
***Colorado School of Mines is temporarily deactivated in Prospector until they migrate to Alma.*

Prospector by the Numbers

Prospector fulfillments for 2013 are slightly less than 2012. We anticipate that this number will increase in 2014 when DPL is fully operational in Prospector. DPL historically represents about 10% of all Prospector traffic.



Google Analytics Dashboard Overview of Prospector 1/1/2014 to 11/11/2014



Google Analytics has been added to Prospector Encore, Prospector Classic and Prospector Mobile to look at overall system use. This table represents the combined use statistics for all three interfaces.

- 1,090,031 visits to Prospector (of which 484,560 were unique visitors)
- 7,113,658 page views
- 6/53 page views per patron visit(Pages/Session)
- 5.23 minutes is the average time spent on the site
- 77.1% of searches are referred from your local catalogs or other systems
- 26.29% click into Prospector and immediately leave the site.

**Prospector Fulfillments by Library
November 1, 2013-October 31, 2014**

Owning (Lending) Site	Total Lends	Total Borrows	Ratio L/B
Jefferson County PL	68145	99229	0.69
Arapahoe Library District	67879	89163	0.76
CU-Boulder	54530	16622	3.28
Poudre River Library	52630	90365	0.58
Univ. of Wyoming	39519	7564	5.22
Denver Public Library	35844	35981	1.00
CO State University	28715	17272	1.66
Aurora Public Library	27880	37199	0.75
Boulder Public Library	20845	35978	0.58
Longmont PL	16283	16899	0.96
Univ. of Denver	13611	16523	0.82
Mesa County Public Library	13482	18159	0.74
Maimie Dowd Library	12550	10493	1.20
Bud Werner Library	10734	3222	3.33
Garfield County Library	10318	7563	1.36
UNC	9750	5579	1.75
UCCS	9190	9450	0.97
Auraria Library	8927	13769	0.65
Louisville PL	7521	10942	0.69
Wilkinson Library	7012	1216	5.77
Pitkin County Library	6714	1452	4.62
Salida Regional Library	6525	2357	2.77
Loveland PL	6233	4201	1.48
Adams State Univ.	5732	1605	3.57
Colorado College	5194	5856	0.89
Summit County Library	5039	1717	2.93
Grand County Library	4716	2002	2.36
Regis University	4138	6050	0.68
Eagle Valley Library	4119	1515	2.72
CO Christian Univ.	4030	1676	2.40
CO Mountain College	2998	1254	2.39
CSU-Pueblo	2922	1468	1.99
UC-Health Sciences	2698	2750	0.98

Marmot Libraries	2633	2734	0.96
Vail Public Library	2528	384	6.58
Western Univ. Library	2368	948	2.50
Gunnison County Library	2042	1169	1.75
Fort Lewis College	1917	3671	0.52
CU-Law Library	1383	665	2.08
Basalt Regional Library	1223	1554	0.79
Colorado School of Mines	515	1467	0.35
crl	344	0	
Colorado Mesa University	163	302	0.54
CO State Publications	147	338	0.43

**Lend only to CRL member libraries (CSU, UC-Boulder, DU and Colorado College)

Prospector Database Statistics October 2014

SITE	SITE CODE	TOTAL BIB RECS LOADED FROM SITE	UNIQUE TITLES HELD BY THIS LIBRARY	% SOLELY HELD OF OWN RECORDS	% SOLELY HELD OF UNIQUE	BIB RECS WITH HOLDINGS	ITEM RECORDS
TOTAL		26,009,784	7,864,316		100.00%	22,424,999	33,746,958
UC BOULDER	9cubp	4,625,602	1,404,440	30.36%	17.86%	4,433,758	6,040,444
WYOMING	9uwyp	4,285,576	1,480,753	34.55%	18.83%	1,509,000	2,312,500
U DENVER(& LAW)	9dupp	3,464,576	709,946	20.49%	9.03%	3,459,738	4,513,800
CSU	9csup	2,327,082	607,376	26.10%	7.72%	2,277,289	2,960,453
MARMOT	9mscp	1,543,919	357,012	23.12%	4.54%	1,493,913	2,783,715
CRL	cr0zz	1,483,062	1,412,546	95.25%	17.96%	1,413,215	2,894,719
AURARIA	9aurp	1,191,570	263,232	22.09%	3.35%	1,190,875	1,315,038
UNC	9uncp	939,783	150,738	16.04%	1.92%	938,324	1,159,134
COLO COLLEGE	9cocp	928,862	100,365	10.81%	1.28%	928,245	1,013,613
DENVER PUBLIC	codpl	852,722	427,683	50.16%	5.44%	786,731	2,484,183
UC COLO SPRINGS	9uccp	619,220	140,256	22.65%	1.78%	618,839	662,847
BOULDER PUBLIC	9bblp	570,609	153,390	26.88%	1.95%	337,851	539,198

REGIS	9rgsp	488,023	62,178	12.74%	0.79%	459,134	485,448
CSM	9csm	485,253	101,352	20.89%	1.29%	477,202	690,029
BOULDER LAW	9culp	475,514	68,710	14.45%	0.87%	475,494	727,904
JEFF PUBLIC	9jcsp	368,199	93,237	25.32%	1.19%	354,960	920,171
ARAPAHOE	9arap	240,897	71,434	29.65%	0.91%	240,339	568,456
LONGMONT	9lgmt	235,240	63,294	26.91%	0.80%	209,617	250,615
FORT COLLINS	9fcsp	199,911	33,637	16.83%	0.43%	191,980	403,497
AURORA	9arrp	196,607	44,282	22.52%	0.56%	165,410	259,237
FORT LEWIS	9ftlp	189,146	33,820	17.88%	0.43%	167,125	191,629
LOVELAND	9lvpl	136,133	31,481	23.13%	0.40%	135,797	153,387
HEALTH SCI	9hscp	124,811	51,813	41.51%	0.66%	122,799	293,081
CO PUBLICATIONS	9cspu	36,959	1,168	3.16%	0.01%	36,957	120,845

Total Dedupped Bibs: 13,351,972

Looking Forward...

Prospector Welcomes Loveland Public Library

Content Comparison System

The Alliance is developing a new content comparison system for Prospector which will allow libraries to compare their holdings with each other. The impetus for this development was part of a broader Shared Print Management Program being developed by the Colorado Alliance of Research Libraries in which some libraries will make commitments to each other regarding the long term retention of print resources. These commitments will allow other libraries in the region to either weed materials or put lesser used printed materials in storage. However, the content comparison system will also have many other uses.

The new comparison system can ingest not only Prospector content but other sets of MARC records at any time for additional points of comparison. This can even include vendor supplied MARC records from commercial databases (e.g.

ebrary, EBL, EBSCO) or special sets from libraries working on special projects (e.g. a provisional list of records for storage or weeding). Although there are some commercial solutions for doing such comparisons (e.g. OCLC Collection Evaluation or Intota Assessment), these other tools are very expensive to license and will not include a great deal of content from libraries in the region.

One of the special challenges in building the system was to create a record matching algorithm using elements from the MARC record without depending on OCLC numbers, ISBNs or ISSNs which do not exist in many records. The system will compare millions of records in real-time and offer both visualization and export tools. In addition, facets will be provided if comparisons need to be narrowed by selected fields in the MARC record such as date, call number or other key elements. The system is being built with open source software such as Blacklight, SOLR and software from Google. It has been designed to be scalable to whatever level is needed.